
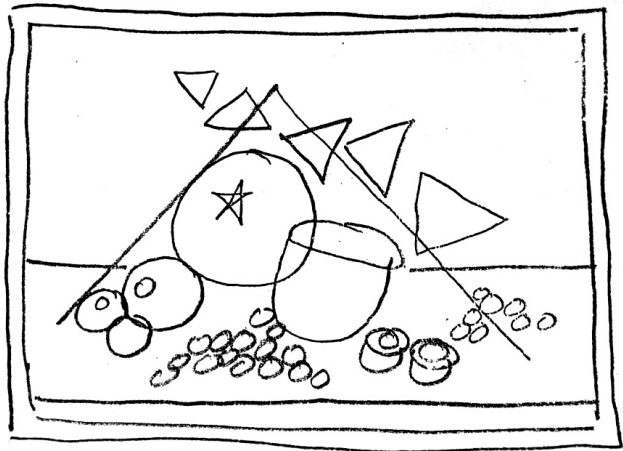
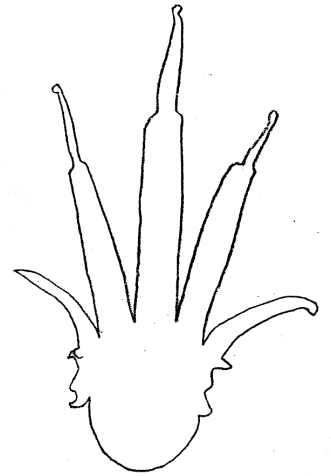


Name _____



Let's Sketch

Learning about Art by Drawing



Artists do a lot of planning to make a work of art.
Creating art is not as easy as you think, even for accomplished
artists! How does an artist create a work of art?

Artists use the elements and principles of art such as line, shape, and
pattern and they do a lot of sketches.

You can learn how artists create and sketch
as you look at the elements of art.

Don't worry; it isn't hard.

If you can write your name, you can do these sketches!

You will learn how artists use some of the elements and principles as
you look and sketch several masterpieces in the collection of the

Honolulu Museum of Art

Look at Lines

horizontal

vertical

diagonal

wiggly

curvy

zig zag

thick line

thin line

dark

light






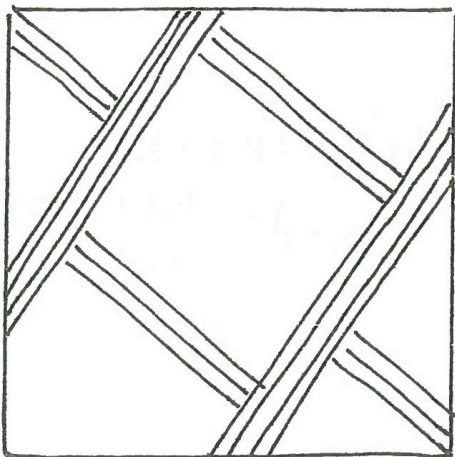
big

small

Draw the kinds of lines you find in the art today.

Look at Lines as Art

Look at the lines in the small drawings on the left. Copy a few of the lines in the blank box beside it.



Simple lines can express many feelings or emotions. For each word below, create lines to illustrate the emotion. Do not use symbols or pictures of objects. Imagine the feeling and let your pencil create the lines. There is not one correct drawing; there is no right or wrong drawing. There are many different lines for each expression.

joy

anger

exhaustion

calm

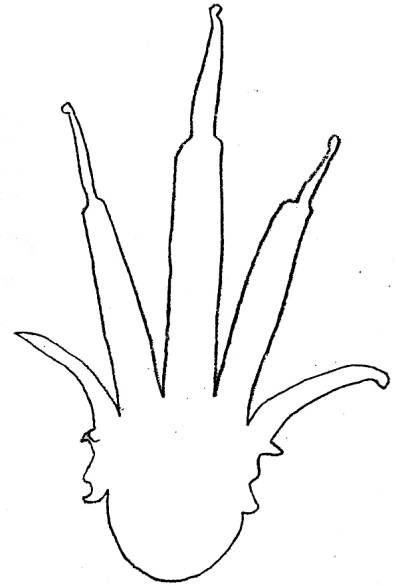
energy

sadness

Compare your drawings with your neighbors' drawings. Did you use similar types of lines for the same emotions?

Look at Contour Lines in Art

A contour line is a continuous unbroken line that defines the outside shape of an object.




Look carefully at the outside shape of an object.

Follow the outside shape carefully with your eyes.

Think about the line along the outside edge, not the object that you are drawing. As your eyes move slowly, make the pencil follow the same movements in the space below. Your line should show every little bump, dip or turn. If your lines are smooth and straight, you are not going slowly enough! Don't worry about what your drawing looks like; it may not be recognizable! It should look a little funny!

Try a contour line drawing on the next page as you look at a work of art selected by your docent.




Look at Gesture & Movement in Art

Gestural lines imply the shape and/or implied movement of an art object.

Create a tangle of overlapping lines to visually describe the work of art. Work quickly and loosely. As you draw, draw from the inside rather than from the edges. This exercise is not exact. Just capture the general overall shape and form of the object you have selected.



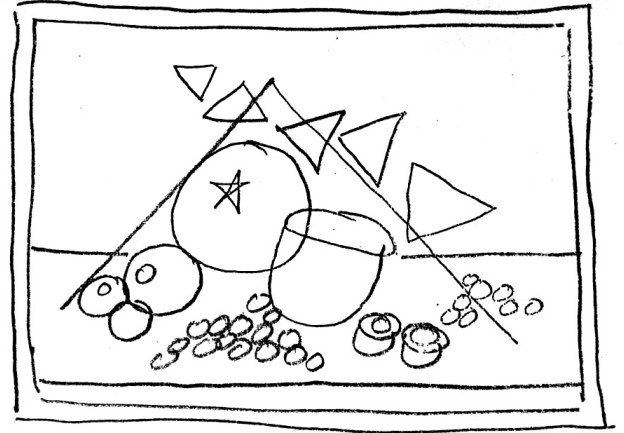
Practice gestural drawings using a work of art in the gallery.



Look at Shapes & Composition in Art

Artists arrange the objects in their work of art to create a pleasing design. The arrangement is called a composition. Artists compose with shapes.

Draw the basic shapes to look for in a work of art.



circle

square

rectangle

triangle


oval

diamond

free form shapes

free form shapes

Find the shapes the artist uses in a work of art.



Look at Shades of Light & Dark in Art

Artists use areas of light and dark shades to construct their pictures.

Instead of drawing with the tip of your pencil, use the side to create areas of gray and black, dark and light.




Make light and dark shades in the space below. Starting on the left, make the area as dark as possible by pressing hard with your pencil. As you move to the right, lighten the pressure of the pencil until you gradually move from the darkest dark to the lightest light or from black to white.

black

gray

white

Recreate a work of art using only shades of dark and light.



Look at Patterns in Art



Artists use patterns to add visual interest to paintings and sculptures. Patterns are created by repeating a shape or line. Patterns sometimes create visual texture that help you understand how a porcupine or a rabbit might feel.

Create your own patterns in the area below.

Look for patterns in works of art and recreate them.

Other works of art at the Honolulu Museum of Art

Select works of art to sketch using contour lines, gestural lines, shapes and composition, light and dark shades, and/or patterns!



Drawing exercises develop visual awareness and perception, improve eye-hand coordination and critical thinking. Students evaluate and interpret the information received through their eyes as they draw and study masterpieces at the Honolulu Museum of Art.

Let's Sketch: Learning about Art by Drawing
meets the Department of Education Fine Arts Standards.

Honolulu Museum of Art

Education Department

